

SAMSUNG

OWNER'S INSTRUCTIONS

Centralized Controller

System Air Conditioner



Safety Precautions

- *Before using the centralized controller, read carefully this instructions.*
- *After reading the instructions, keep this owner's instructions and the installation manual in a handy and safe place. If a user is changed, you must hand over the manuals.*
- *Never attempt to install the air conditioning system or to move the centralized controller by yourself.*



WARNING

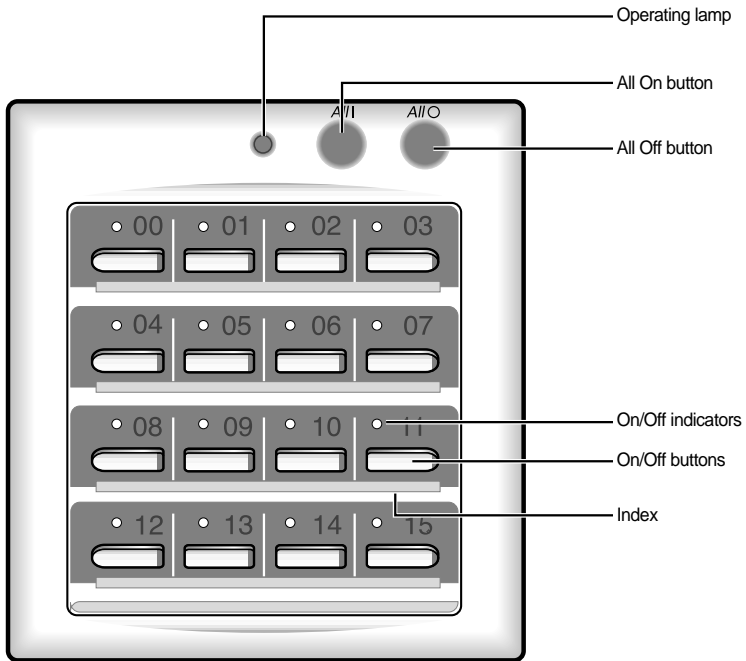
- ◆ Do not attempt to install or repair this centralized controller by yourself.
- ◆ This centralized controller contains no user-serviceable parts. Always consult authorized service personnel for repairs.
- ◆ When moving, consult authorized service personnel for disconnection and installation of the centralized controller.
- ◆ Ensure that the wall is strong enough to support the weight of the centralized controller.
- ◆ Must install the centralized controller with rated power supply.
- ◆ In the event of a malfunction (burning smell, etc.), immediately stop operation, turn off the electrical breaker, and consult authorized service personnel.



CAUTION

- ◆ Do not use inflammable gases near the remote controller.
- ◆ Do not spill water into the centralized controller.
- ◆ Do not operate the centralized controller with wet hands.
- ◆ Do not install the centralized controller in a location where it will come into contact with the combustible gases, machine oil, sulphide gas, etc.
- ◆ Avoid a location where acid/alkali solution or special spray is used.
- ◆ Do not press buttons with a pointed thing.
- ◆ Do not pull or bend the centralized controller cable excessively.
- ◆ Do not use this centralized controller for other purpose.
- ◆ Do not spray an insecticide or other combustible things on the centralized controller.
- ◆ Do not clean the centralized controller with benzene, solvents or other chemicals.


View of the Centralized Controller




Note ◆ Operating lamp comes on when at least one air conditioner connected to the centralized controller is operating.


Using the Centralized Controller

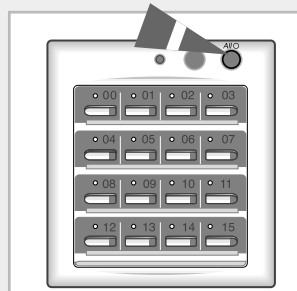
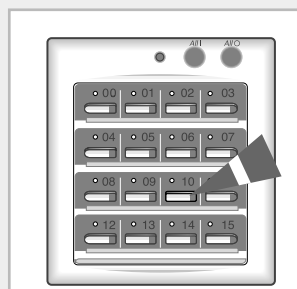
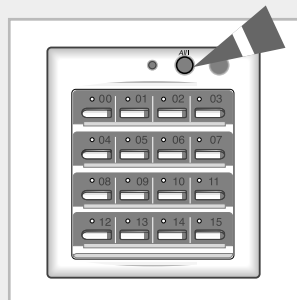
Up to sixteen air conditioners can be turned on or off by connecting to the centralized controller. However, you cannot adjust the cooling temperature or set the timer with it. If you also have the wired remote controller, **CENTRALIZED CONTROL** is displayed at the top of the remote controller.

- 1 To turn on the all of air conditioners connected to the centralized controller, press the  (All ON) button.

- 2 To turn on/off a specific air conditioner, press the  (ON/OFF) button.

Result: ◆ The On/Off indicator comes on when the air conditioner is operating.

- 3 To turn off the all of air conditioners connected to the centralized controller, press the  (All OFF) button.



THIS AIR CONDITIONER IS MANUFACTURED BY:

